Planning & Analysis Team
Finance Department
2300 Washington Street
Roxbury, Massachusetts 02119
www.BostonPublicSchools.org/Budget

Cape Verdean Population Data Packet
ELL Taskforce
April 4, 2017

Contents:

1. **GIS Maps of Cape Verdean Student Populations**
   - BPS Schools and ELL Cluster Map
   - ELD 1-3 Students with First Language Cape Verdean, K-8
   - ELD 1-3 Students with First Language Cape Verdean, 9-12
   - All Students with First Language Cape Verdean, K-8
   - All Students with First Language Cape Verdean, 9-12
   - All Students with Cape Verdean responses on Home Language Survey, K-8
   - All Students with Cape Verdean responses on Home Language Survey, 9-12

2. **SY16-17 Enrollment Tables for Cape Verdean Students**
   - First Language Cape Verdean, ELD 1-3 or Blank, Enrolled in a Cape Verdean ELL Program
   - First Language Cape Verdean, ELD 1-3 or Blank, Enrolled in a non-Special Ed Program other than SEI Cape Verdean
   - First Language Cape Verdean, ELD 4-5 by Grade (non-Special Ed Program)
   - First Language Cape Verdean, Former ELL by Grade (non-Special Ed Program)
   - First Language Cape Verdean, All ELD Levels, Enrolled in a Special Ed Program

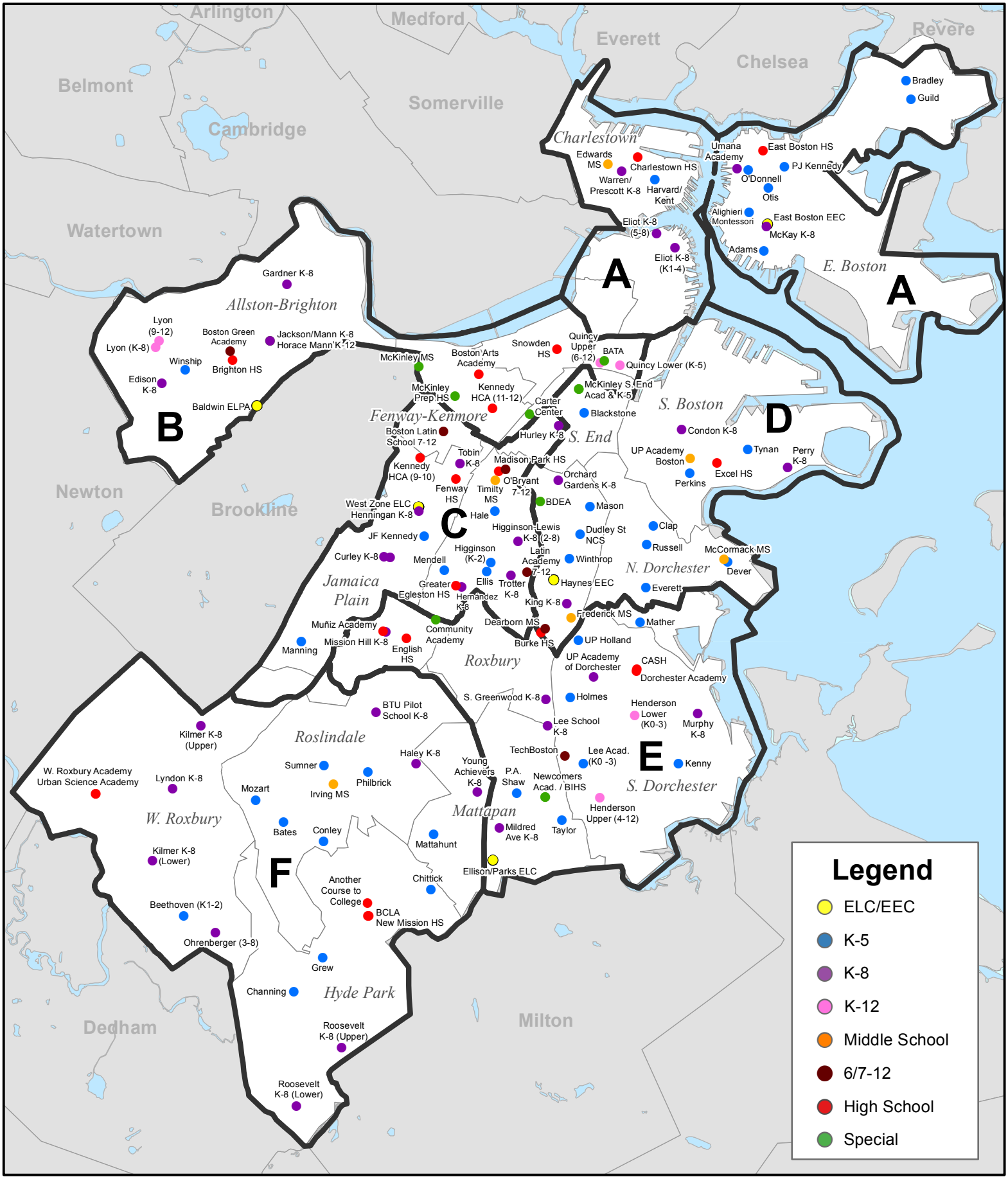

BOSTON Public Schools
Focus on Children

Boston Public Schools
SY 2016 - 2017
ELL Cluster Overlay

0 0.250.5 1 Miles

BPS Strategic Planning
Updated January 15, 2016

N W E S

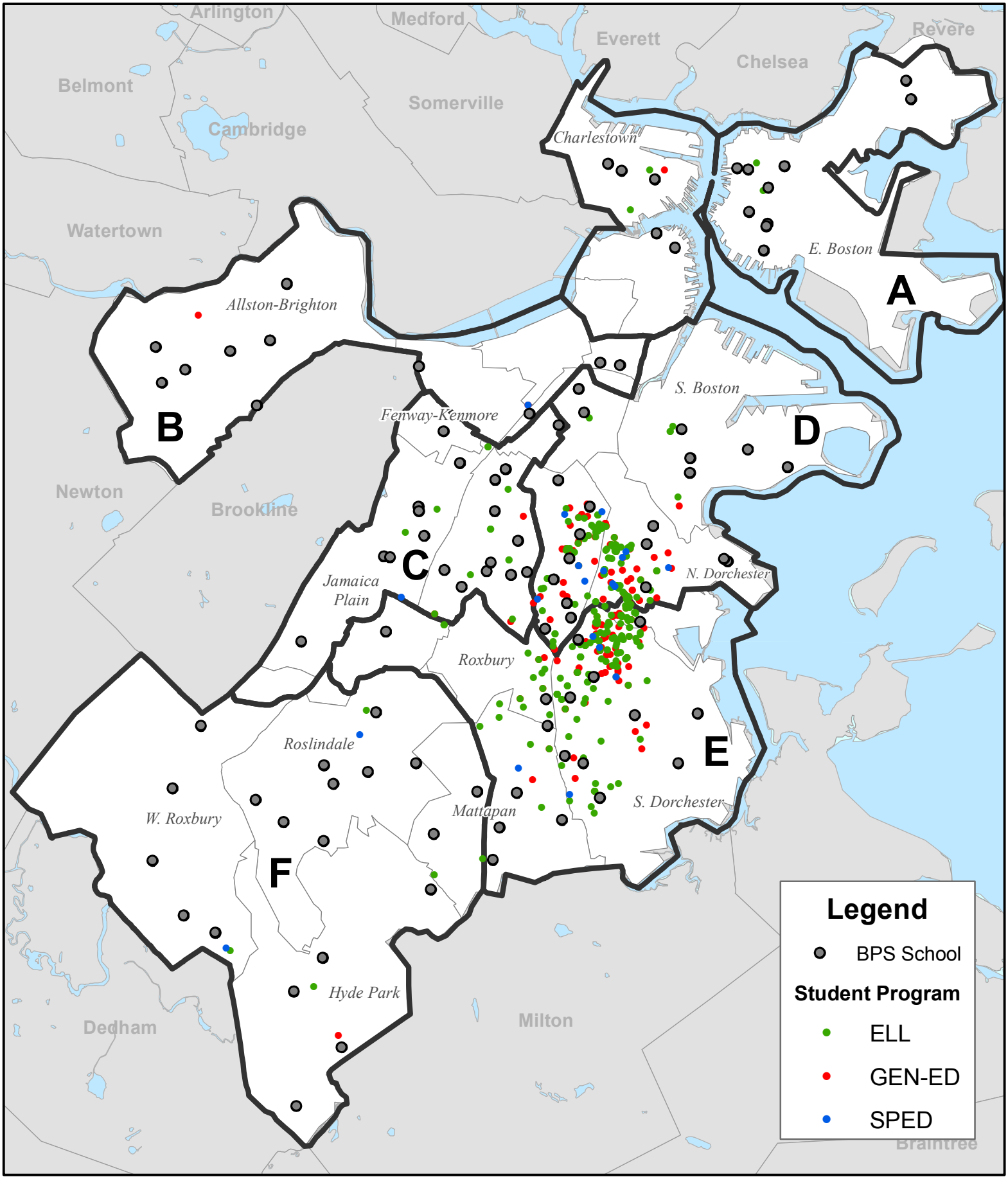

BOSTON Public Schools
Focus on Children

Boston Public Schools
SY 2016 - 2017
ELD 1-3 with First Lang. CV - K-8

0 0.250.5 1 Miles

BPS Strategic Planning
Updated March 31, 2017

N W E S

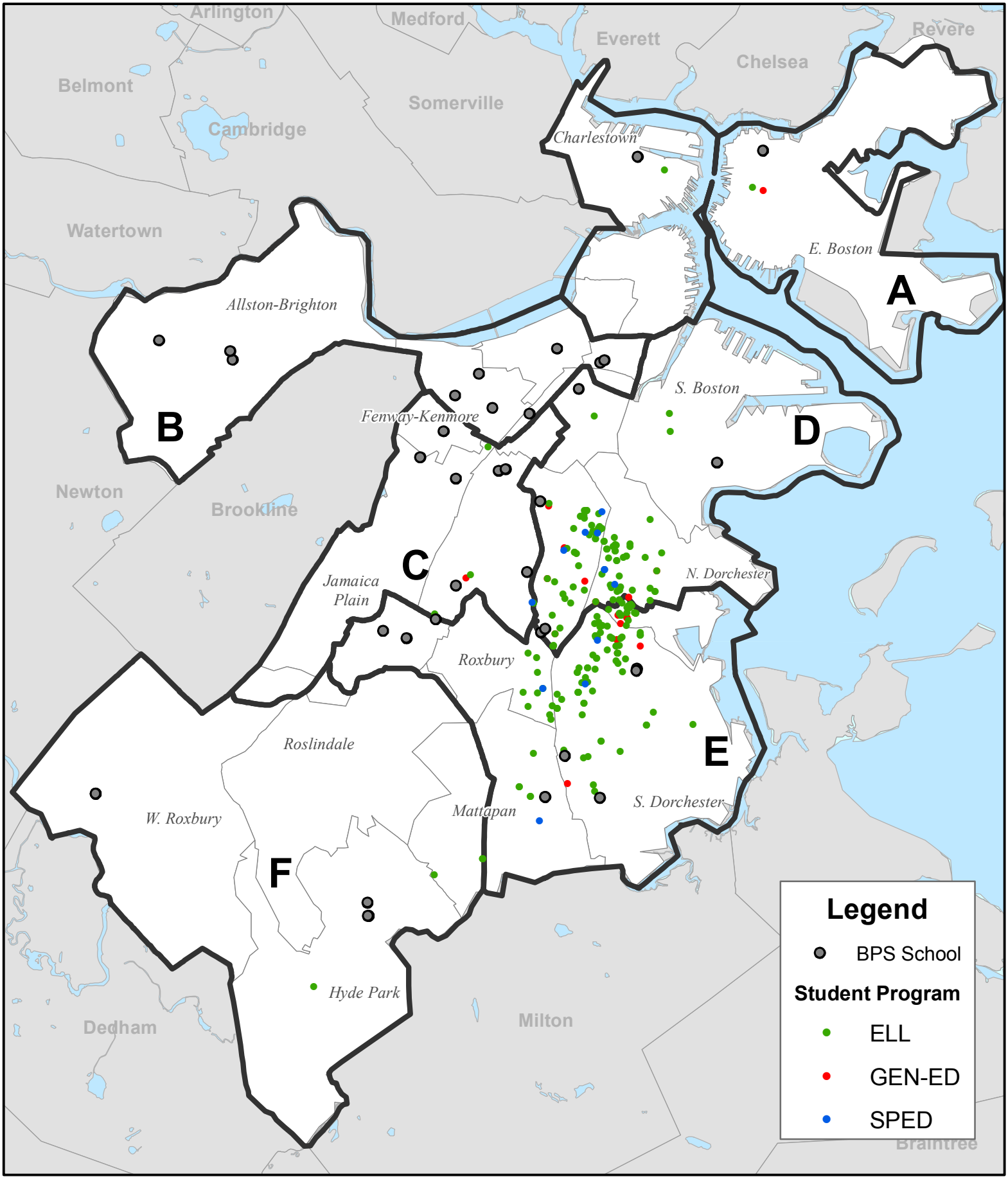

BOSTON Public Schools
Focus on Children

Boston Public Schools
SY 2016 - 2017
ELD 1-3 with First Lang. CV - 9-12

0 0.250.5 1
Miles

BPS Strategic Planning
Updated March 31, 2017

N
W E
S

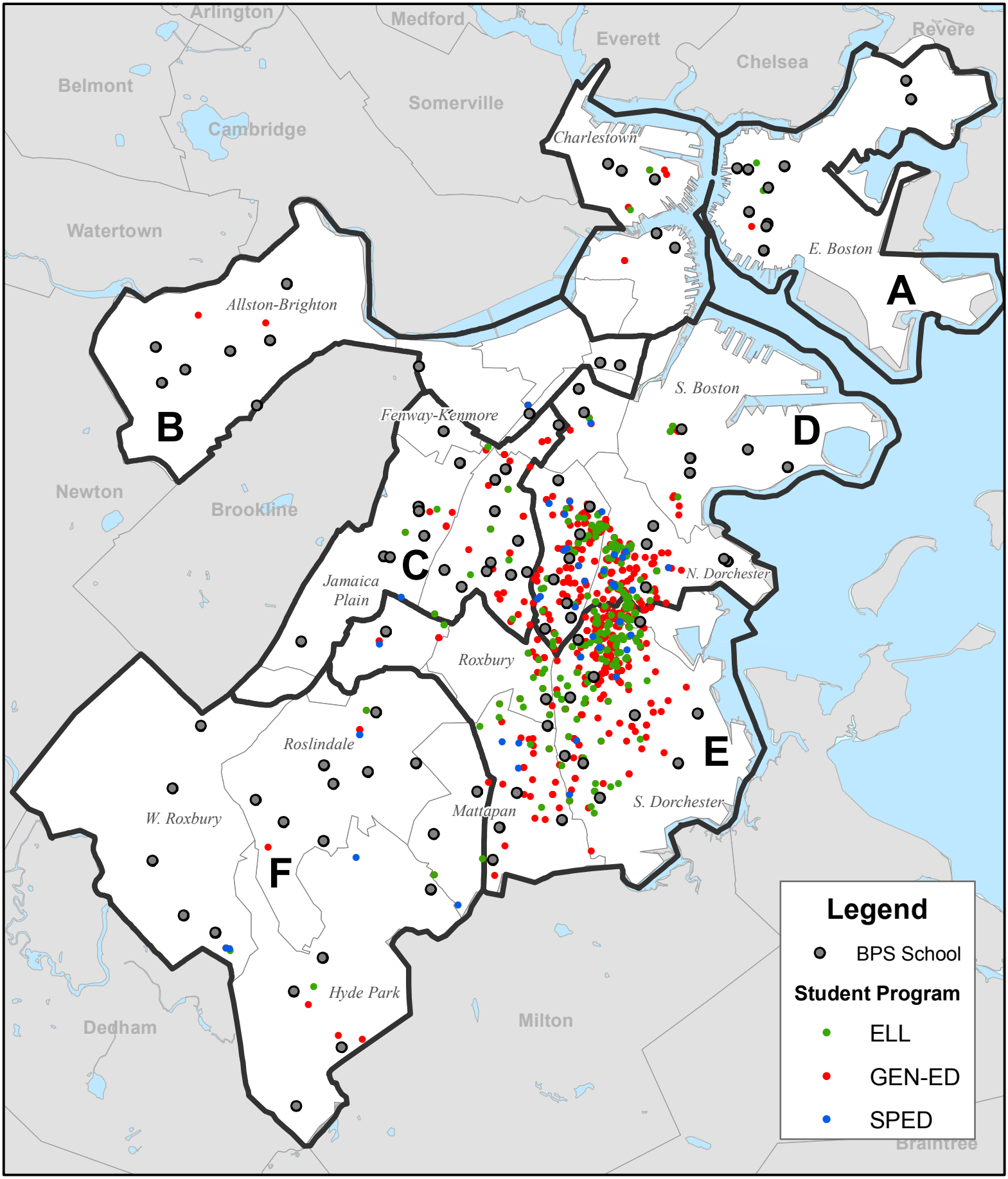

BOSTON Public Schools
Focus on Children

Boston Public Schools
SY 2016 - 2017
K-8 Students First Lang. CV

0 0.25 0.5 1 Miles

BPS Strategic Planning
Updated March 31, 2017

N W E S

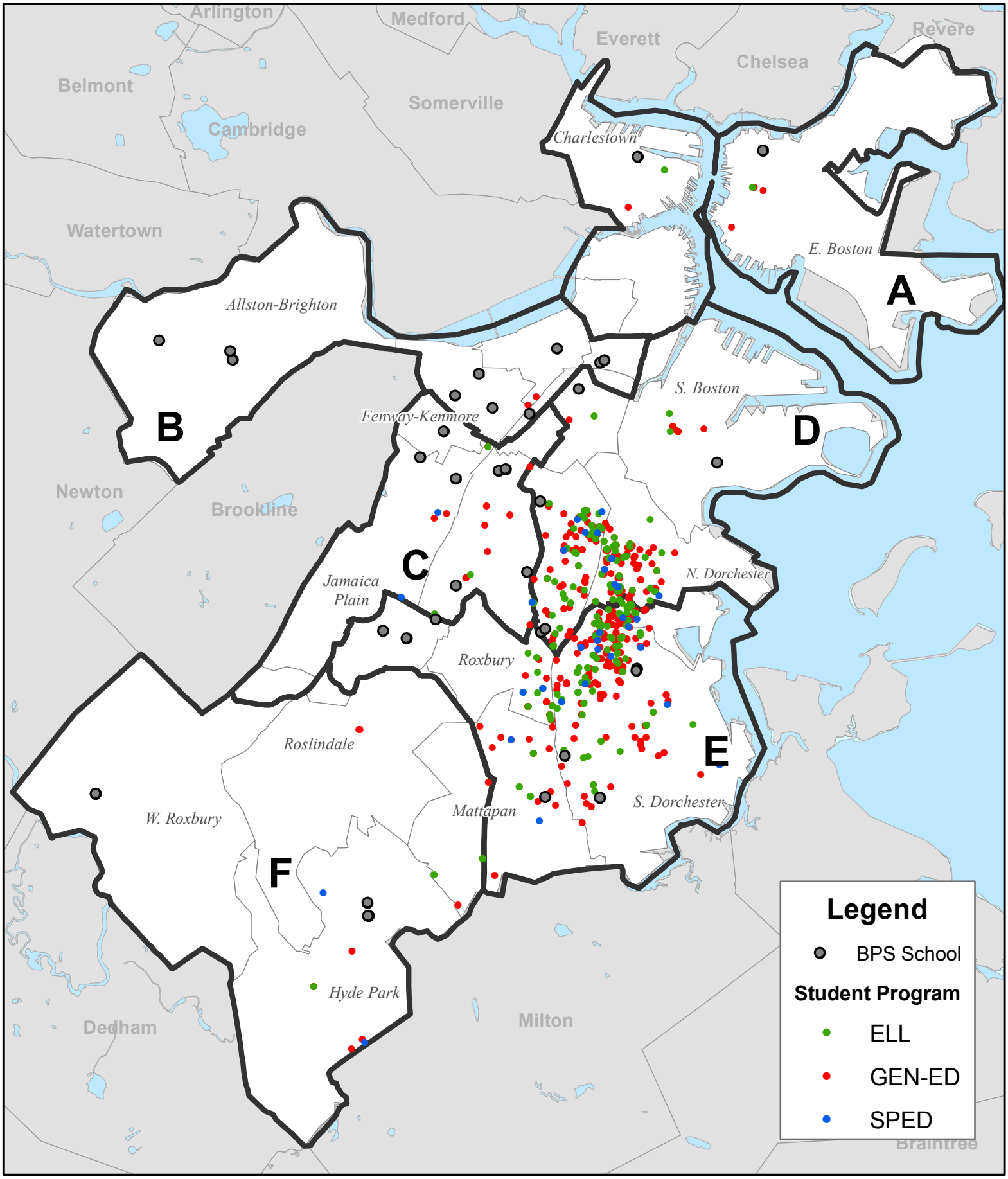

BOSTON Public Schools
Focus on Children

Boston Public Schools
SY 2016 - 2017
9-12 Students First Lang. CV

0 0.25 0.5 1 Miles

BPS Strategic Planning
Updated March 31, 2017

N W E S

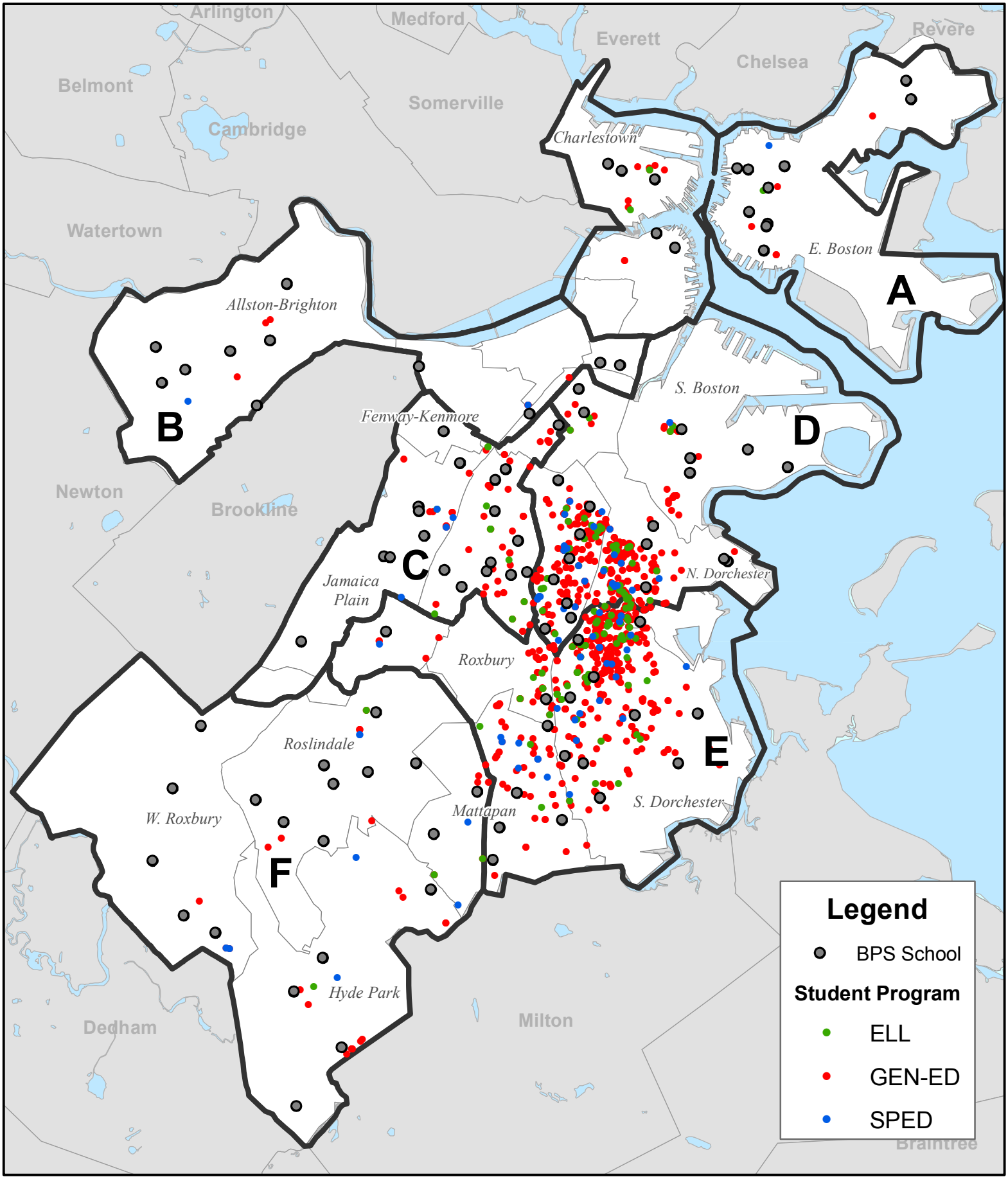

BOSTON Public Schools
Focus on Children

Boston Public Schools
SY 2016 - 2017
CV on Home Lang. Survey - K-8

0 0.25 0.5 1 Miles

BPS Strategic Planning
Updated March 31, 2017

N W E S

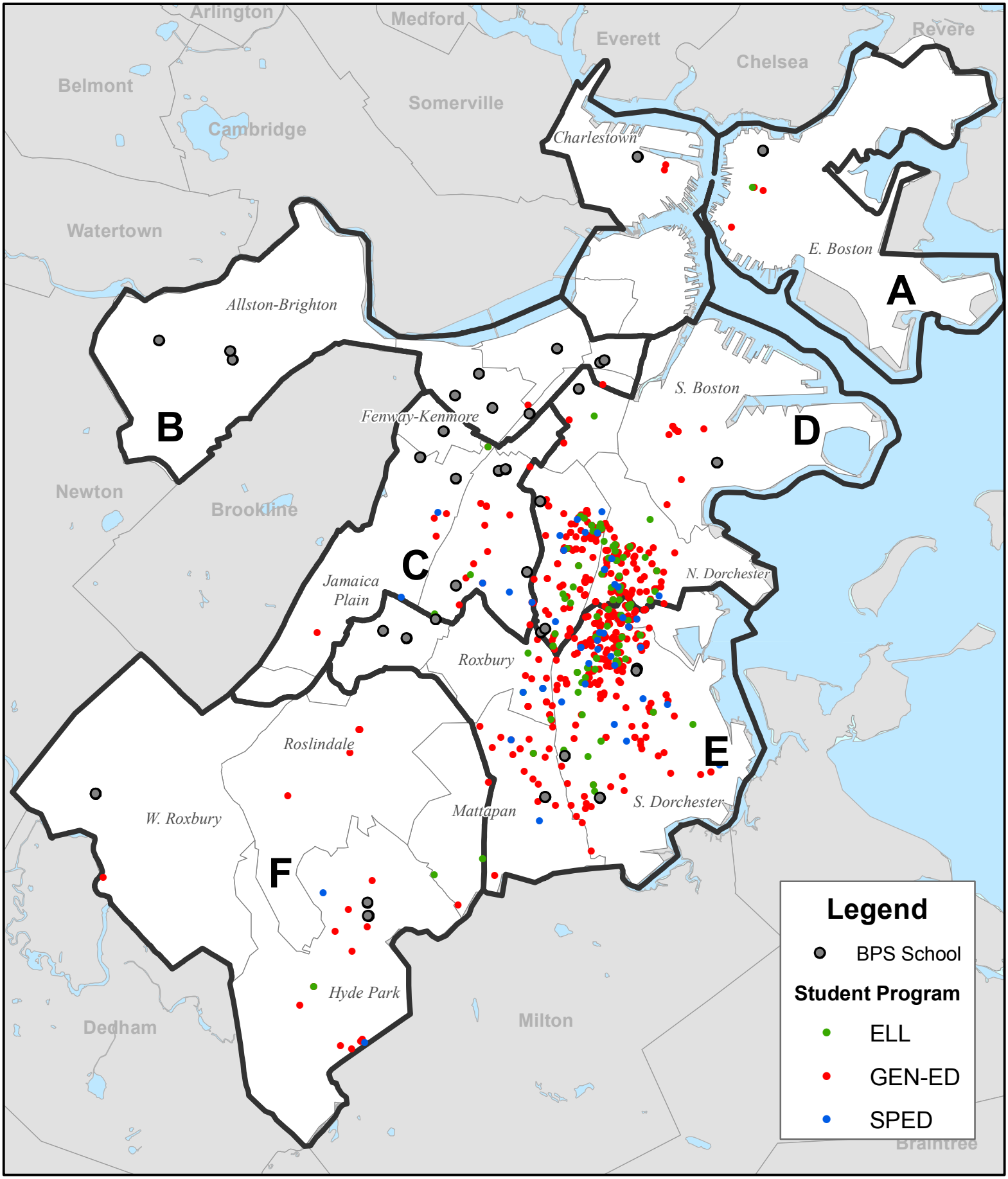

BOSTON Public Schools
Focus on Children

Boston Public Schools
SY 2016 - 2017
CV on Home Lang. Survey - 9-12

0 0.25 0.5 1 Miles

BPS Strategic Planning
Updated March 31, 2017

N W E S

First Language Cape Verdean, ELD 1-3 or Blank, Enrolled in a Cape Verdean ELL Program

School	K2	1	2	3	4	5	6	7	8	9	10	11	12	Total
D	22	22	21	25	20	26	25	17	21	36	28	41	23	327
BURKE HIGH										21	16	40	23	100
DEARBORN STEM ACADEMY							13	17	21	15	12	1		79
ORCHARD GARDENS K-8	22	22	21	25	20	26	12							148
E										9				9
NEWCOMERS ACADEMY										9				9
Total	**22**	**22**	**21**	**25**	**20**	**26**	**25**	**17**	**21**	**45**	**28**	**41**	**23**	**336**

First Language Cape Verdean, ELD 1-3 or Blank, Enrolled in a non-Special Ed Program other than SEI Cape Verdean

School	K0	K1	K2	1	2	3	4	5	6	7	8	9	10	11	12	Total
A				1		2					1	2	4		1	11
CHARLESTOWN HIGH												2	3		1	6
EAST BOSTON HIGH													1			1
EDWARDS MIDDLE											1					1
HARVARD-KENT ELEMENTARY						1										1
OTIS ELEMENTARY				1		1										2
B		2	1	1	1	1	6	1	2	2		3	3	13	13	49
BALDWIN ELPA			1													1
BOSTON ADULT TECHNICAL ACADEMY														11	12	23
BOSTON ARTS ACADEMY												1				1
BRIGHTON HIGH												1	3	2	1	7
EDISON K-8							1		1	1						3
JACKSON-MANN K-8		2		1	1	1	5	1	1	1						13
SNOWDEN INTERNATIONAL												1				1
C		2	1	1		1						1	2	2	1	11
HENNIGAN K-8				1												1
HIGGINSON ELEMENTARY (K0-2)			1													1
MADISON PARK HIGH												1	2	2	1	6
TOBIN K-8						1										1
TROTTER K-8		2														2
D	3	24	8	25	12	9	12	5	12	20	11			1	2	144
CLAP ELEMENTARY			1					1								2
CONDON K-8		1	3	6	4	4	8	2	1	3						32
DEARBORN STEM ACADEMY														1	2	3
DEVER ELEMENTARY		2		1												3
DUDLEY STREET NEIGHBORHOOD CHARTER SCHO		1	1		1		1	1								5
EVERETT ELEMENTARY		3		1	1			1								6
FREDERICK MIDDLE									9	7	8					24
HAYNES EEC	1	2	1	9												13
KING K-8		3		3					1							7
MASON ELEMENTARY	2			1	1	1	1									6
MCCORMACK MIDDLE									1							1
ORCHARD GARDENS K-8		3								10	3					16
PERKINS ELEMENTARY					1											1
RUSSELL ELEMENTARY		4	1	1	2	2										10
TYNAN ELEMENTARY					1											1
WINTHROP ELEMENTARY		5	1	3	1	2	2									14
E	1	20	8	12	11	5	3	4	1	1	1	23	11	3	1	105
BOSTON INTERNATIONAL HIGH												13	11	3	1	28
ELLISON-PARKS ELC	1	1		1	2											5
HOLMES ELEMENTARY		1	2													3
LEE ACADEMY					1											1
LEE K-8		1	2	1		1										5
MATHER ELEMENTARY		4		4	3	1	1	3								16
MILDRED AVENUE K-8									1	1	1					3
MURPHY K-8		2	1		2	2	1									8

First Language Cape Verdean, ELD 1-3 or Blank, Enrolled in a non-Special Ed Program other than SEI Cape Verdean

School	K0	K1	K2	1	2	3	4	5	6	7	8	9	10	11	12	Total
NEWCOMERS ACADEMY												10				10
P.A. SHAW ELEMENTARY		1														1
UP ACADEMY DORCHESTER		3	2	3	1	1		1								11
UP ACADEMY HOLLAND		7	1	3	2		1									14
F		1		2	2	1						3	1	1		11
BEETHOVEN ELEMENTARY (K1-2)				1	2											3
BOSTON COMMUNITY LEADERSHIP ACADEMY												3	1			4
OHRENBERGER ELEMENTARY (3-8)						1										1
ROOSEVELT K-8				1												1
WEST ROXBURY ACADEMY														1		1
YOUNG ACHIEVERS K-8		1														1
(blank)													1			1
BOSTON COLLABORATIVE HIGH SCHOOL													1			1
Total	**4**	**49**	**18**	**42**	**26**	**19**	**21**	**10**	**15**	**23**	**13**	**32**	**22**	**20**	**18**	**332**

First Language Cape Verdean, ELD 4-5 by Grade (non-Special Ed Program)

School	K0	K1	K2	1	2	3	4	5	6	7	8	9	10	11	12	Total
A				1		2					1	2	4		1	11
CHARLESTOWN HIGH												2	3		1	6
EAST BOSTON HIGH													1			1
EDWARDS MIDDLE											1					1
HARVARD-KENT ELEMENTARY						1										1
OTIS ELEMENTARY				1		1										2
B		2	1	1	1	1	6	1	2	2		3	3	13	13	49
BALDWIN ELPA			1													1
BOSTON ADULT TECHNICAL ACADEMY														11	12	23
BOSTON ARTS ACADEMY												1				1
BRIGHTON HIGH												1	3	2	1	7
EDISON K-8							1		1	1						3
JACKSON-MANN K-8		2		1	1	1	5	1	1	1						13
SNOWDEN INTERNATIONAL												1				1
C		2	1	1		1						1	2	2	1	11
HENNIGAN K-8				1												1
HIGGINSON ELEMENTARY (K0-2)			1													1
MADISON PARK HIGH												1	2	2	1	6
TOBIN K-8						1										1
TROTTER K-8		2														2
D	3	24	30	47	33	34	32	31	37	37	32	36	28	42	25	471
BURKE HIGH												21	16	40	23	100
CLAP ELEMENTARY			1					1								2
CONDON K-8		1	3	6	4	4	8	2	1	3						32
DEARBORN STEM ACADEMY									13	17	21	15	12	2	2	82
DEVER ELEMENTARY		2		1												3
DUDLEY STREET NEIGHBORHOOD CHARTER SCHOOL		1	1		1		1	1								5
EVERETT ELEMENTARY		3		1	1			1								6
FREDERICK MIDDLE									9	7	8					24
HAYNES EEC	1	2	1	9												13
KING K-8		3		3					1							7
MASON ELEMENTARY	2			1	1	1	1									6
MCCORMACK MIDDLE									1							1
ORCHARD GARDENS K-8		3	22	22	21	25	20	26	12	10	3					164
PERKINS ELEMENTARY					1											1
RUSSELL ELEMENTARY		4	1	1	2	2										10
TYNAN ELEMENTARY					1											1
WINTHROP ELEMENTARY		5	1	3	1	2	2									14
E	1	20	8	12	11	5	3	4	1	1	1	32	11	3	1	114
BOSTON INTERNATIONAL HIGH												13	11	3	1	28
ELLISON-PARKS ELC	1	1		1	2											5
HOLMES ELEMENTARY		1	2													3
LEE ACADEMY					1											1
LEE K-8		1	2	1		1										5
MATHER ELEMENTARY		4		4	3	1	1	3								16
MILDRED AVENUE K-8									1	1	1					3
MURPHY K-8		2	1		2	2	1									8
NEWCOMERS ACADEMY												19				19

First Language Cape Verdean, ELD 4-5 by Grade (non-Special Ed Program)

School	K0	K1	K2	1	2	3	4	5	6	7	8	9	10	11	12	Total
P.A. SHAW ELEMENTARY		1														1
UP ACADEMY DORCHESTER		3	2	3	1	1		1								11
UP ACADEMY HOLLAND		7	1	3	2		1									14
F		1		2	2	1						3	1	1		11
BEETHOVEN ELEMENTARY (K1-2)				1	2											3
BOSTON COMMUNITY LEADERSHIP ACADEMY												3	1			4
OHRENBERGER ELEMENTARY (3-8)						1										1
ROOSEVELT K-8				1												1
WEST ROXBURY ACADEMY														1		1
YOUNG ACHIEVERS K-8		1														1
(blank)													1			1
BOSTON COLLABORATIVE HIGH SCHOOL													1			1
Total	**4**	**49**	**40**	**64**	**47**	**44**	**41**	**36**	**40**	**40**	**34**	**77**	**50**	**61**	**41**	**668**

First Language Cape Verdean, Former ELL by Grade (non-Special Ed Program)

School	2	3	4	5	6	7	8	9	10	11	12	Total
A			2		1			4	6	4	3	20
BRADLEY ELEMENTARY			1									1
CHARLESTOWN HIGH								4	6	4	2	16
EAST BOSTON HIGH											1	1
EDWARDS MIDDLE					1							1
WARREN/PRESCOTT K-8			1									1
B		1		1	1	3	3	5	10	4	7	35
ANOTHER COURSE TO COLLEGE										1		1
BOSTON ARTS ACADEMY								1	3	1		5
BOSTON GREEN ACADEMY						1			2		1	4
BRIGHTON HIGH								1			2	3
GARDNER K-8					1							1
JACKSON-MANN K-8						1	2					3
KENNEDY HEALTH CAREERS ACADEMY								1	1	2		4
LYON K-12 (K-8)				1			1					2
QUINCY K-12						1					2	3
SNOWDEN INTERNATIONAL								2	4		2	8
WINSHIP ELEMENTARY		1										1
C				1		4	5	6	16	13	6	51
BOSTON LATIN							1		1			2
BOSTON LATIN ACADEMY							3	1	2	3	1	10
FENWAY HIGH									1	1		2
GREATER EGLESTON HIGH									1	1		2
MADISON PARK HIGH								1	3	1	4	9
MENDELL ELEMENTARY				1								1
O'BRYANT SCHOOL OF MATH AND SCIENCE						3		4	8	7	1	23
TIMILTY MIDDLE							1					1
TOBIN K-8						1						1
D		1	11	7	11	17	12	1	3	12	20	95
BLACKSTONE ELEMENTARY				1								1
BOSTON DAY AND EVENING ACADEMY										2	5	7
BURKE HIGH									1	3	10	14
CONDON K-8			1	1	1	1						4
DEARBORN STEM ACADEMY					1	1	2		2	3	5	14
DEVER ELEMENTARY			1									1
EVERETT ELEMENTARY		1	1									2
EXCEL HIGH								1		4		5
FREDERICK MIDDLE					1	2	1					4
KING K-8			2									2
MASON ELEMENTARY			1									1
MCCORMACK MIDDLE					1	1	2					4
ORCHARD GARDENS K-8			2	4	3	7	5					21
RUSSELL ELEMENTARY			1	1								2
UP ACADEMY BOSTON					4	5	2					11

First Language Cape Verdean, Former ELL by Grade (non-Special Ed Program)

School	2	3	4	5	6	7	8	9	10	11	12	Total
WINTHROP ELEMENTARY			2									2
E	2	2	6	8	8	5	6	4	5	13	22	81
BOSTON INTERNATIONAL HIGH									1	6	16	23
COMMUNITY ACADEMY								1			1	2
COMMUNITY ACADEMY OF SCIENCE AND HEALTH										2	2	4
DORCHESTER ACADEMY											2	2
ENGLISH HIGH										2		2
HENDERSON K-12				1	1	1		1				4
LEE K-8							2					2
MATHER ELEMENTARY			1	1								2
MILDRED AVENUE K-8							1					1
MURPHY K-8			1	1	1		1					4
TAYLOR ELEMENTARY				1								1
TECHBOSTON ACADEMY					1	1		2	4	3	1	12
UP ACADEMY DORCHESTER		1	3	1	5	3	2					15
UP ACADEMY HOLLAND	2	1	1	3								7
F				2	2			4	8	8	10	34
BATES ELEMENTARY				1								1
BOSTON COMMUNITY LEADERSHIP ACADEMY								3	3	4	6	16
IRVING MIDDLE					1							1
NEW MISSION HIGH								1	1	4		6
OHRENBERGER ELEMENTARY (3-8)				1								1
ROOSEVELT K-8					1							1
URBAN SCIENCE ACADEMY									3		1	4
WEST ROXBURY ACADEMY									1		3	4
(blank)											1	1
BOSTON COLLABORATIVE HIGH SCHOOL											1	1
Total	**2**	**4**	**19**	**19**	**23**	**29**	**26**	**24**	**48**	**54**	**69**	**317**

First Language Cape Verdean, All ELD Levels, Enrolled in a Special Ed Program

School	K1	1	2	3	4	5	6	7	8	9	10	11	12	Total
A	1		1	1					1		1	1	3	9
CHARLESTOWN HIGH											1		2	3
EAST BOSTON HIGH												1	1	2
EDWARDS MIDDLE									1					1
HARVARD-KENT ELEMENTARY			1	1										2
WARREN/PRESCOTT K-8	1													1
B		1				1	1			1	2	2	4	12
BRIGHTON HIGH										1		1	2	4
CARTER CENTER													2	2
MCKINLEY MIDDLE							1							1
MCKINLEY PREP											2			2
QUINCY K-12		1				1						1		3
C	1		1							2			3	7
CURLEY K-8			1											1
MADISON PARK HIGH										2			3	5
TROTTER K-8	1													1
D		1			3		1			2	1	1	1	10
BURKE HIGH													1	1
DEARBORN STEM ACADEMY										1				1
DEVER ELEMENTARY					2									2
EXCEL HIGH											1	1		2
MCKINLEY S. END ACADEMY										1				1
PERRY K-8		1												1
TYNAN ELEMENTARY					1									1
UP ACADEMY BOSTON							1							1
E	1	4	1	3		2		1	3	1	2		2	20
COMMUNITY ACADEMY OF SCIENCE AND HEALTH										1	2			3
ELLISON-PARKS ELC		1												1
ENGLISH HIGH													2	2
HENDERSON K-12		1				1								2
HOLMES ELEMENTARY			1	1										2
LEE ACADEMY	1	1												2
LEE K-8								1						1
MATHER ELEMENTARY				1										1
MILDRED AVENUE K-8									2					2
MURPHY K-8				1										1
SARAH GREENWOOD K-8									1					1
TAYLOR ELEMENTARY		1												1
UP ACADEMY HOLLAND						1								1
F				1		1			1					3
CONLEY ELEMENTARY				1										1
MOZART ELEMENTARY						1								1
YOUNG ACHIEVERS K-8									1					1
Total	**3**	**6**	**3**	**5**	**3**	**4**	**2**	**1**	**5**	**6**	**6**	**4**	**13**	**61**